

# Tapestry For Parents Android Tutorial

## Downloading the Tapestry Application

Install Tapestry from the Google Play Store. It can be found here:

<https://play.google.com/store/apps/details?id=com.fsf.tapestrymobile>

or by searching for 'eyfs tapestry' in the store.

## Login Information

In order to use Tapestry, your setting will have to register a user account for you on their system.

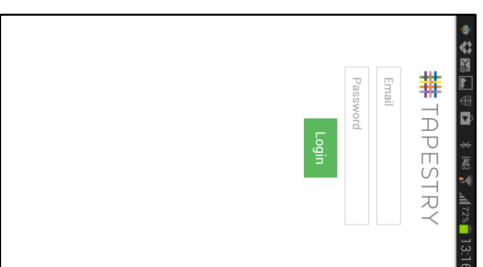
**Your username:** This will be the email address that your setting has registered you with (can be changed later)

**Your password\*:**


**PIN:** please set a unique PIN when you log into Tapestry for the first time. this will be required whenever you return to the application from another app or after the screen has locked.

\* please change your password to something unique and secure when you log in to Tapestry for the first time.

## Starting Tapestry for the First Time




You will be presented with a login screen. Enter the email address and password that you were registered with.



You will be prompted to create a 4 digit pin number. This will be required to get back into tapestry whenever the application times out, e.g. when you swap to other apps or lock the screen.

## The Home Screen



Logout/Settings

Search

Add an Observation

List of observations

